



- *Longer filter life with lower replacement and maintenance costs*
- *Eliminates downstream dust and fiber shedding*
- *Reduced resistance to air flow promotes significant energy savings*
- *Dual direction media for front or reverse mount installations*
- *No aluminum spacers to damage the filter media*
- *Plastic frame creates an exceptionally strong yet lightweight filter*
- *Built-in handle eases transportation and installation*
- *Sustainable component for a LEED/Green Building initiative*

FP MINI-PLEAT FILTER



DESCRIPTION

The Aerostar® FP Series fine dust filter is recognized worldwide as the most proven and reliable high technology air filter on the market. Our mini-pleat V-Bank™ technology has proven to be cost effective and highly efficient in removing a wide variety of contaminants from the air stream in industrial, medical, office and original equipment applications.

BENEFITS

The Aerostar FP's unique mini-pleat V-Bank™ design incorporates 193 square feet of high efficiency media within a 24" x 24" x 12" (nominal) rigid frame, significantly more than most other high efficiency filters on the market.

The extended media surface creates a very low resistance to air flow. The low pressure drop results in lower energy costs and a longer filter life. The Aerostar FP's rigid

design allows it to withstand many unfavorable conditions especially variable air volume (VAV) systems.

APPLICATIONS

The Aerostar FP's unique, inherently stable filter design distributes air evenly across the filter. It allows for large variations in air flow and pressure drop without affecting filter performance and efficiency. The Aerostar FP performance is not affected by repeated fan shutdowns or changes in air flow velocities. The Aerostar FP is rated at continuous air flow rates of 3000 cfm.


The Aerostar FP is designed to handle nearly all types of unusual circumstances: 100% relative humidity, turbulent air flow, intermittent exposure to water, repeated fan shutdown, desert and marine installations. The Aerostar FP can be used in virtually any application.

FP MINI-PLEAT FILTER



DIMENSIONS AND PERFORMANCE DATA

NOMINAL SIZE (H x W x D)	ACTUAL FILTER DIMENSIONS (H x W x D)	APPROX. WEIGHT (POUNDS)	MEDIA AREA (SQ. FT.)
24 x 24 x 12	23 3/8 x 23 3/8 x 11 1/2	11.0	193
20 x 24 x 12	19 3/8 x 23 3/8 x 11 1/2	9.4	162
12 x 24 x 12	11 3/8 x 23 3/8 x 11 1/2	5.7	97
20 x 20 x 12	19 3/8 x 19 3/8 x 11 1/2	8.4	120



Notch for pre-filter clip.

TECHNICAL DATA

FP MINI-PLEAT 24 x 24 x 12	FP-11			FP-14			FP-15			FP-16			FP-R		
Air Flow (cfm)	2000	2500	3000	2000	2500	3000	2000	2500	3000	2000	2500	3000	2000	2500	3000
Initial Pressure Drop ("w.g.)	0.20	0.30	0.41	0.28	0.38	0.49	0.34	0.45	0.57	0.61	0.81	*	0.77	1.00	*
MERV (ASHRAE 52.2) @ 2000 cfm	MERV 11			MERV 14			MERV 15			MERV 16			MERV 16		
Average Atmospheric Efficiency (ASHRAE 52.1) @ 2000 cfm	75%			85%			95%			98%			N/A		
Init. Efficiency at 0.3 mm @ 2000 cfm	N/A			N/A			N/A			N/A			98%		

APPLICATION PARAMETERS

Maximum Constant Temperature:	Standard: 150° F
Media:	Wet Laid Microglass
Relative Humidity:	100%
Recommended Final Pressure Drop:	2.0 "w.g.

FP MINI-PLEAT FILTER ENGINEERING SPECIFICATIONS

1.0 General

- 1.1 Filters shall be Aerostar® FP Mini-Pleat filters as manufactured by Filtration Group.
- 1.2 Filters shall be available in depths of 12" only.
- 1.3 Underwriters Laboratories classified to UL 900.
- 1.4 Filters are manufactured by an ISO 9001 registered company.

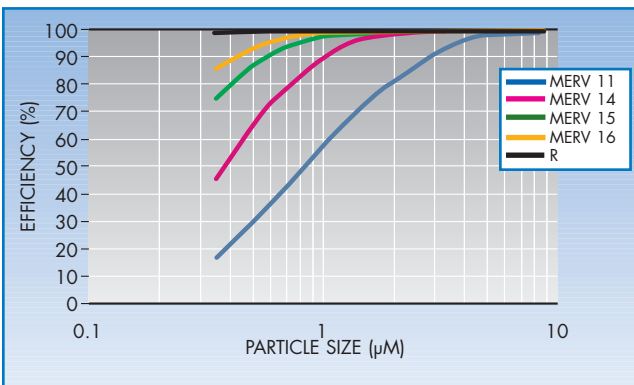
2.0 Filter Material of Construction

- 2.1 Media shall be wet-laid micro-fiberglass with separators to maintain pleat uniformity and spacing.
- 2.2 Frame shall be a high impact plastic with built in header on top and bottom.
- 2.3 Media shall be adhered and sealed to frame with polyurethane to prevent by-pass.

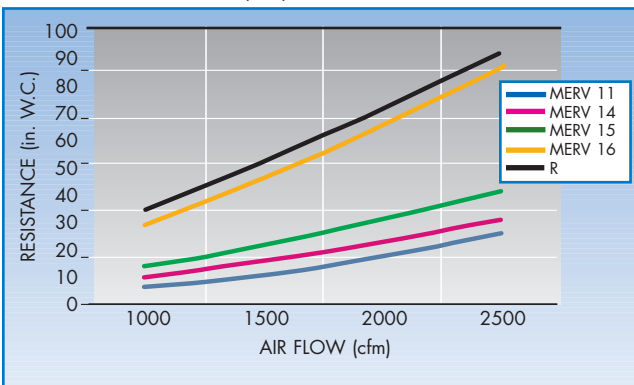
3.0 Filter Performance

- 3.1 Filters shall be available as MERV 11, 14, 15, 16 or R as desired by end user when fully tested in accordance with the ASHRAE 52.2-2007 Test Standard.
- 3.2 Filter shall have a low initial pressure drop that shall not exceed 0.20" w.g. in MERV 11 at 500 fpm air flow; 0.28" w.g. in MERV 14 at 500 fpm air flow; 0.34" w.g. in MERV 15 at 500 fpm air flow; 0.57" w.g. in MERV 16 at 500 fpm air flow; and 0.77" w.g. in an R at 500 fpm air flow.
- 3.3 Filter shall be rated to withstand a continuous operating temperature up to 150°F.
- 3.4 Filters shall have a recommended final resistance of 2.0" w.g.

FP-SERIES MINIMUM EFFICIENCIES



NOMINAL AIR FLOW (cfm)



FILTRATION GROUP®

Phone: 877-FGTEAM (344-8326) ■ Fax: 800-518-1162
 www.filtrationgroup.com ■ e-mail: aerostar@filtrationgroup.com



COST EFFECTIVE SOLUTIONS FOR ALL YOUR FILTRATION NEEDS

Distributed by:

Phone: 252-946-2663 • Fax: 252-946-2651

P.O. Box 158 • Washington, NC 27889

Web: www.optimumfiltration.com

e-mail: info@optimumfiltration.com

© FG 12/11

WHEN CLEAN AIR MATTERS

ISO 9001 Registered Company